








Start 2017-06-10
 End 2018-05-16
 Count **196**

General (10)




Enhancement (4)

- | | Date |
|---|------------|
|  Added German and Italian optional language selections. | 2018-05-06 |
|  An Anonymization tool has been created for data maintenance which can be used on a copy of the database. The new tool is located in the Administration > VimBiz > Maintenance menu. | 2018-04-26 |
|  The Help files have been updated to a new format along with new functionalities. The new Help documentation will be available online to allow the documentation to be updated automatically on a regular basis. | 2018-03-15 |
|  Scheduling Request calendars now flag holidays with a grey border. | 2018-01-16 |

New Feature (3)


- | | Date |
|---|------------|
|  Each user now has the option to auto-save the checkbox and combo box selections on frequently used forms. The selected parameters will be saved for the next session, on most Report forms, for all users. A green text label can be enable (setting) to indicate which object is configured with this setting. | 2018-03-07 |
|  New company setting 348 (Other\Auto Logout Period) enables the application to auto-logout after a preset amount of time. The default is 0. | 2018-03-07 |
|  The Crystal Report viewer in VimBiz was updated. VimBiz can now be executed without installing the Crystal Report viewer. It is also possible to update the VimBiz Crystal Report Viewer to the new version: version 2013 directly in VimBiz. | 2018-03-06 |

Reports (3)

- | | Date |
|---|------------|
|  A new report was created, Administer/ Other/ VimBiz Settings, which displays all VimBiz settings. | 2018-03-15 |
|  A NEW VimDev property has been created for the Crystal report viewer to allow setting of the default paper size to override the VimBiz setting option. | 2018-03-07 |
|  The Crystal Reports Viewer has been upgraded in VimBiz Web . The new version is 13.0.2000.0 or Crystal Reports for Visual Studio 2013, Service Pack 20. | 2018-03-07 |











Stockrooms (1)

Enhancement (1)

- | | Date |
|--|------------|
|  The Stock Management process has been enhanced to allow a new form to add to stock quantities. The previous form was renamed to "New Stock Quantity" and modified all references to it. Also created the new form option: (New Stock Adjustment) | 2018-03-02 |

Purchasing (11)

Enhancement (10)










- | | Date |
|--|------------|
|  The email notification for the "Received Products" was enhanced. The email notification is now based on configuration rules. | 2018-03-07 |
|  The Product Request form was enhanced to display the supplier and the product request note. | 2018-03-07 |
|  New fields were added to the Authorization Requests and My Authorization Requests forms to display Project Number, Description, Project Information and additional request information (Invoice #, name of employee for expense reports, SR ID, PO supplier & PO #). | 2018-03-06 |
|  The Manage Product Requests form was enhanced by adding two columns: Requested (quantity of products requested) and Received (quantity of products received). | 2018-03-05 |
|  The My Product Requests and Manage Product Requests forms now have the ability to clone a Product Request. | 2018-03-04 |
|  In the form Product Request, added the ability to bulk change the supplier of products in a product request. | 2018-03-04 |
|  To facilitate the selection of a supplier in the form Product Request, a new column was added to display multiple suppliers, their specific part number and their cost. | 2018-03-04 |
|  The Requested Products and Received Products tabs on the Receive Order Details and Edit Receive Order Details In forms now have the option to right-click on a product in a P.O. to drill down to the Product Request from the Reception forms. | 2018-03-04 |
|  Created two new forms: "Browse Product Requests" and "Browse My Product Requests" and added a column for Suppliers. | 2018-03-02 |
|  New tab, Other, has been added to the Purchase Order form and contains the Created By, Modified By, Created Date, Modified Date and Expense Date fields. | 2017-11-24 |

Reports (1)


- | | Date |
|---|------------|
|  Created a new report to view the details of the requested products in the Product Request form. | 2018-03-04 |

Assets (10)

Enhancement (9)










	Date
 When reading a Barcode, VimBiz will now trim the number to remove leading and trailing blank spaces and ignore blank characters to find the item.	2018-04-09
 The Product Type Assets by Manufacturer and Product Type Assets by Model report have been updated to display the Received Date, Useful Life and Year Used. The reports are now available in Landscape layout.	2018-04-08
 Added a tab to the Room Details form to show list of Product Types found in the Room. The statistics are based on the same information found in Facility Details form.	2018-03-07
 The function Clone, on the Manage Assets form, was split to allow the cloning all values, including the financial references, or to copy only the "operating" fields. "Clone All" or "Clone Operation".	2018-03-05
 The Bulk Change Assets form now has the ability to change the product of selected assets.	2018-03-04
 The Bulk Change Assets form now has the option to add the Nickname field.	2018-03-01
 In the Asset Moved by Room report, the Building and Area were added to the Room drop down list to better defined the room.	2018-03-01
 The Product Type Assets by Area report and the Product Type Assets by Region report were updated to filter by Regions and Statuses.	2018-02-25
 A new attribute, "Set Rentable", has been added to the Asset Statuses table. This will allow the automatic selection of the "Rentable" flag when the status of an asset is set to a status with that attribute.	2017-12-01

New Feature (1)






















	Date
 The Received Asset Details form is now able to bulk import Asset Numbers and Serial Numbers from an Excel file.	2018-03-06

Service (9)






















Enhancement (9)

	Date
 All the Service Request reports have been updated with an improved layout for the sub report details.	2018-04-08
 The Service Center Activities by Date report has been updated to more precisely calculate the sum of outstanding service requests at the beginning of any period and at the end of the same period for each Service Center. This report will also sum the newly submitted and closed Service Requests for the same period.	2018-04-08
 The Mobile Apps for Service Request was enhanced. Added more Service Request functionality to iOS and Android Apps: 1) User can create SR 2) User can view assigned SR 3) User can resolve SR 4) User is notify that SR has been assigned	2018-03-07
 Updated the process to add Product to a Service Request.	2018-03-06
 In the Coordinator HUD and Service Center Coordinator forms, it is now possible to display service requests submitted to multiple service centers, by selecting multiple service centers via the View Service Center Details button.	2018-03-02
 The service request email notifications process was updated to use distribution rules. These Service Request email rules can now be configured to optimize the management of the distribution rules.	2018-03-02
 The Email Service message now contains the Asset Nickname field.	2018-03-01
 It is now possible to sort service requests by due date in the following forms: Manage Service Requests, Service Coordinator, Manage My Service Requests.	2018-03-01
 Service Centers have been configured with two new checkboxes for Employees. This configuration will allow a list of users to be set who can modify scheduling activities for employees reassigned to this Service Center and a list of users who can authorize timecards (level 2).	2017-12-01

 Enhancement (42)







	Date
 A hot key option has been added to the Rental Equipment Scheduler form. By clicking the CTRL key, users can quickly toggle between Scheduling Mode and Selection Mode.	2018-04-26
 A new Rental Item form has been created that will list all the Products used for Rentals in a grid format. This grid can be exported to Excel to create custom reports of Product usage.	2018-04-09
 In the Rental Equipment Schedule form, it is now possible to draw a Rental Booking on an Asset and force a double-booking, even when the related Service Center is configured to block double-bookings.	2018-03-09
 In the New Rental Booking, Rental Details and New Rental Booking from Rental Request forms, when adding a Kit Type to a rental, it will not be resolved with a kit with a turnaround time of less than the SC setting # 342.	2018-03-07
 In the Rental Contract form, the Email will populate the "To" field automatically with the Employee name (Rent To).	2018-03-06
 The Perform Rental Check Out form's Kit management has been enhanced. The process is similar to the planned assets that can be swapped by scanning actual assets, planned kits will be swapped with actual scanned kits.	2018-03-06
 The kit detailed report was updated to include all the pricing details.	2018-03-06
 The VimBiz App (Mobile) was updated to process multiple Check Ins, in the same way that this process is managed in the Rich Client.	2018-03-06
 The New Rental Booking, Rental Details and New Rental Booking from Rental Reques forms now have the ability to order items within a rental contract.	2018-03-05
 The Product Availability Details was enhanced to display different quantities of the same product on multiple Check Outs and Check Ins, when applicable.	2018-03-05
 The Remote Check-Outs process was improved with many new processes. VimBiz will now allow more options when performing multiple remote checkout processes.	2018-03-05
 Add a context menu option called "Product Availability Schedule" in the forms: Rental Details, New Rental Booking, New Rental Booking from Rental Request, on the TAB: Products. This is very similar to the "Rental Product Availability" context menu option in the Rentals form. The availability information is specific to a product instead of a rental contract.	2018-03-04
 The column "Return Qty" was renamed to "Qty to be returned" to remove ambiguity on the Perform Rental Check In and View Rental Check In forms. A new column was created; "Returned Qty", which displays the actual quantity of checked-in product.	2018-03-04
 In the New Rental Booking and New Rental Booking from Rental Request forms, when changing the check-out SC of a rental, the products or kits types in the rental will not be removed. Products and kit types will need to be rendered "not resolved".	2018-03-04
 A Smart Search field was added to the Products and Assets tabs of the New Rental Booking, Rental Details and New Rental Booking from Rental Request forms.	2018-03-04
 The Product Availability Details form now has the ability to filter contracts by Service Center.	2018-03-04
 The Product Availability Schedule form's Sources tab now displays the actual number of rentable items that should be inventoried in each SC based on planned transfers. This feature will assist the user when a product transfer contract has not been processed yet.	2018-03-04
 Added new option to lookup an asset using the RFID scanner.	2018-03-02
 The Asset Lookup form now has the ability to assign an RFID tag via a mobile RFID scanner.	2018-03-02
 A Service Center drop down box was added to the Remote Check form to filter remote rentals by their check-out rental center.	2018-03-01
 VimBiz will no longer allow the partially check-in of a kit. If only some items of a kit are checked-in, it is suggested to save the remainder of the check-in until the rest of the items can be checked-in.	2018-02-27

 Enhancement (42)

	Date
 The Operation Rental Reports were updated to display the list of Products in order of the new "Order By" set in the Rental Contract.	2018-01-23
 The email format style used when sending a Check Out Report and Check In Report has been updated.	2018-01-08
 The Minimum Stock Threshold Alert has been updated to leverage the Message Distribution Rules functionality. This new configuration will allow each Service Center to set a different From Address.	2018-01-08
 Based on a Service Center Setting, it is now possible to automatically verify items on Instant Rentals Check Out by scanning the Rental Number.	2018-01-08
 Based on Rentals setting #337, it is now possible to customize the sorting order of Assets in the Rental Equipment Schedule form.	2018-01-08
 If a Product is added to a New Rental Booking or Rental Details form, the product will be auto-resolved, with an Asset or a Stockroom Product.	2018-01-08
 A "Yesterday" Specified Search option has been added to the following forms: Manage Rentals, Check Ins, and Check Outs.	2018-01-05
 A new context menu item, View Rental Schedule, was added under the Assets tab in the Perform Rental Check Out form. This option will open the Rental Schedule form for the related Asset and any other Assets of the same Product.	2018-01-05
 When a new Check Out is created in the New Rental Booking or Rental Details forms, the New Rental Check Out form will open automatically.	2018-01-05
 The Emails tab in the Rental Details form now shows any emails generated for the related Rental (Check In, Check Out, Edit Rental).	2018-01-05
 Three new columns have been added to the Rentals HUD form: Rental Description, Rental Notes, and Notes (from Check Out / Check In).	2018-01-05
 An option has been added to the Perform Rental Check In form which will allow a Product to be added from the Product Catalog. Any added products will be included in the Rental Contract cost.	2018-01-05
 In a New Rental Booking, if a Rent To Employee is configured, that same Employee Name will now be set as the Responsible Employee for related Check Outs and Check Ins.	2017-12-20
 A new context menu item, Rental Equipment Schedules, was added to the Manage Rental Products form. This will open the Rental Equipment Schedule for the selected Product.	2017-12-13
 When drawing a rental booking, the settings of the selected Service Center will be maintained.	2017-12-13
 When there is no email address for an Employee, there is now a new Company Setting to configure a default address.	2017-12-13
 The Rental Equipment Schedules form now has a Settings button, allowing the configuration of the visible text in rental events.	2017-09-11
 A new attribute, "HUD", was added to the Rental Statuses form. Check-outs and check-ins linked to a rental with a "HUD" type status will appear in the Rentals HUD form.	2017-08-28
 Created a new report : Rental Trend by Kit Types	2017-08-27
 A Rental Service Center can now be configured with a default room and a default bin. These are used when checking-in assets and/or stockroom products in a transfer-type Rental. The checked-in assets and/or stockroom products are automatically moved to the default room/bin.	2017-08-14
 The Rental Equipment Schedules form, a subform within the Rental Schedule Display Settings form, is now able to set the Order by number for Products.	2018-03-07

Rental (49)

New Feature (6)





- | | Date |
|---|------------|
|  Created a new "Rental Shoulder" setting for the Kit Type that will display a "Short Turn around" warning for any Kit that is booked close to the same period as the current Kit. Both Check-In and Check-Out time will be verified for "Short Turn Around" time. A new SC Setting # 342 will allow the setting of different "shoulder hours durations." | 2018-03-07 |
|  Created a new rental Kit availability enhancement. In the form Product Availability Schedule. A Kit Types tab was added to the left panel of the form to allow the analysis of the availability of kits, by kit type. | 2018-03-06 |
|  Created a new rental Kit availability enhancement. The form New Rental Booking and Rental Details was updated with the ability to add a Kit Type to a Rental Contract. This is to resolve Kit Types with Kits using the same process as Products are resolved with Assets. | 2018-03-06 |
|  The New Rental Booking, Rental Details, New Rental Booking from Rental Request forms and the Rental Contract, Check-Out and Check-In reports now indicate the "Follow" flag. The rental reports will now have a icon for the children and the parent products in the item number box, if there is a relationship in the rental. | 2018-03-05 |
|  The Rental Details and View Rental Details forms now have a History tab which tracks the history of a rental contract. | 2018-03-04 |
|  In the Edit Asset Rental Statuses form, the status of an open rental can be modified to another status. This administrative form is limited in access to System Administrators, and is found in the Administer/Rentals module. | 2017-08-21 |

Reports (1)




- | | Date |
|--|------------|
|  All Usage reports in the Rental/Usage menu have been updated. The new Low Usage report for Kits, Products, Assets was created. | 2018-03-07 |

Human Resources (7)

Enhancement (4)

- | | Date |
|---|------------|
|  The Employee Activity Summary report was updated to filter the working condition settings and the scheduling activities by the selected dates. | 2018-03-27 |
|  A new report, Project Schedule Hours by Employee, was added to the 3rd tab of the Employee Activity report. This report is similar to the Project Actual Hours by Employee report; however, it reads the planned hours. | 2018-03-23 |
|  Supplier forms now have an Employees section where any Employee's configured with the related Supplier will be listed. It will also be possible to create and administer Supplier Employees in this area. | 2018-01-10 |
|  Manage and Browse Employees forms now have new Advanced Search options for Supplier and External. | 2018-01-10 |

New Feature (3)

- | | Date |
|---|------------|
|  Added a new option to set the bank accumulation rate, or earn rate, for each Employee Bank record. This new feature will allow VimBiz to calculate the accumulated bank values from the Reset Date to a future selected date. A new report will multiply the "effective" Employee Accumulated Rate by the number of Months since the Reset date. This new option will allow planners to view the balance of the employee bank for future planning. | 2018-03-06 |
|  Updated the Employee Bank report to include the new accumulated (future) hours or days. The new reports will calculate future Bank balance based on the Scheduling hours, Request Vacation hours and the Accumulated hours for each Bank. There are 3 versions of the new report. The user can view the Bank hours for one employee, multiple employees grouped by Service Center or by Team. The report will also display the Employee using the hierarchy structure of the Employees (Manager / Employee) relationship. | 2018-03-06 |
|  The Employee Time Bank setting was updated to create History records for each update activities. Also, the option to create duplicate Time Bank for the same Employee has been Blocked. | 2018-02-25 |




Other (1)

Enhancement (1)




- | | Date |
|---|------------|
|  A Sum of Hours display has been added to the Project Actual Hours by Employee and Timecard Days by Month reports. | 2017-09-29 |

Projects (6)
















Enhancement (3)

- | | Date |
|---|------------|
|  The new form “Financial Activities Snapshot by Project” was enhanced to allow multiple selections of the project parameters to view the Revenue, Expenses and the Profit margin. | 2018-03-07 |
|  The new form, “Compare Financial Activities Snapshot by Project”, was enhanced to allow multiple selection of the project parameters to view the Revenue, Expenses and the Profit margin. | 2018-03-07 |
|  Added more filters to prevent the selection of an expired Project | 2018-03-07 |




















New Feature (3)

- | | Date |
|---|------------|
|  Created a new function to quickly send a customizable email to all employees assigned to a project. The new button was added to the Project Detail form and in the Manage Project form as a context menu item the list of projects. The new buttons will open a new form and allow the User to select all or some of the Employees assigned to the Project to be included in the email from the Manage Project forms. | 2018-03-05 |
|  A new feature - Production Project Analysis (Gantt) - has been added to the VimBiz Production module. This Gantt chart-style form displays an overview of Projects and all related Tasks. The Project and each Task are represented on individual lines. | 2017-12-05 |
|  A new tab - Related Tasks – has been added to the Project Task Details form. When a Project Task is created by clicking on the New Project Task button, a “Related Task” will be created. The Project Task will then a relationship to a “Parent Task”. | 2017-12-05 |


















 Enhancement (59)

	Date
<p> The list of Booking Type selections for Facility Scheduling has been updated with an "Active" flag option. When selected, the list of the available Booking Types will be filtered to only select "Active" Booking Types.</p>	2018-04-29
<p> A hot key option has been added to the Resource Scheduler form. By clicking the CTRL key, users can quickly toggle between Scheduling Mode and Selection Mode.</p>	2018-04-26
<p> The Publication Activity History report has been created to view all Publication Activities. The report displays the list of selected Employees, Weeks and the Email selection for each Publisher. The report will indicate which week was required to be published, updated, or not updated and indicate if the publication was for only one day or for a full week. Start > Scheduling > Employee Published Report > Publication Activity History</p>	2018-04-08
<p> The Employee Schedule Publish History report has been updated to view the Publication Activities for the selected Employee Week. This sub report will be displayed at the end of the report and list the publication activities, including the Email selection, during the publication. The report will also indicate if the published week was updated. The report is accessible from the grid on the Team Schedule Published Schedule tab.</p>	2018-04-08
<p> The Publication Version number is now displayed in most scheduling reports. Every time the schedule is updated, the version number will change.</p>	2018-04-08
<p> When a user republishes a schedule with a selected email option, VimBiz will generate an HTML formatted email with the schedule details. The updated shift or days from the re-publishing action will be written using a red font. If no shifts were updated, the font color will remain black.</p>	2018-04-08
<p> A new Clear Template Events option has been added to the Team Shift Scheduler form. This will remove the Shift ID from the scheduled day and remove events that are identical to the Shift Template. Any Events that are not part of the Template will not be affected.</p>	2018-03-08
<p> A new checkbox, Lock Role Event Times, has been added to the Facility Role Events form. When this box is selected, changes to the Facility Start and End Time will not affect the configured Role Event.</p>	2018-03-07
<p> A new report has been created - Rental Usage Trends by Kit Type.</p>	2018-03-07
<p> A new field was added to log the Publish Email selection option by each user for each publishing activity. This flag will also be visible in the Published History report. In Team Scheduler/Published Tab/Publish History: An Icon showing that the schedule was mailed to the Employee at Publishing.</p>	2018-03-07
<p> In the form Team Scheduler, a message box was added beside the Name of the Team to add and edit notes for each Team and for each week.</p>	2018-03-07
<p> The color background of Holidays in Resource Scheduler now works for Facility event like it works for employees.</p>	2018-03-07
<p> In the Employee Schedule form, the Regular Hours box will display "*" before and after the Regular Hours to indicate that there is a comment on the shift. An option was also added to display the Week/Day Comment using a ToolTip in the Employee Schedule.</p>	2018-03-07
<p> VimBiz now has a daily flag indication for the Shift that was updated since the last publishing action. The published report and the HTML Schedule Text, which is included in the email message, will contain this "updated" shift flag for each day that was edited.</p>	2018-03-07
<p> The Employee Bank summary report was updated to calculate the current values, and to forecast the future values, based on the planned schedule. The revised report will now include the accumulated, and future earned banked hours, for any selected future date. The report will calculate the projected balance using the future scheduled vacation events, including any requested vacation. Three new viewing forms with different selection options was created to view one or multiple employees. The report will display Bank balances for one employee or for any Manager's employees using the hierarchy of relationship Manager/ Employee (5 levels). The report will display the Bank balances by Service Center and by Team. The report will show the balance after the timecard processing, scheduling and the employee vacation request (optional).</p>	2018-03-07

 Enhancement (59)









	Date
 In the Resource Scheduler form, the Bulk Change tool has been enhanced with three new options: Start Time, End Time and Description.	2018-03-06
 Based on a Service Center Setting, it is now possible to block the deleting of Vacation-type Events, if the Timecard has a status other than "Not Submitted"	2018-03-06
 The Shift Template functionality for the Day Note has been updated. In the Team Scheduling forms, Shift Template Notes will be displayed separately from Day Comments. Form settings will allow each user to optionally display the Shift Template Note and its related icon. The new functionality is: If shift removed, remove note. If shift changed, update note. If shift inserted, insert note.	2018-03-06
 From within the Team Shift Scheduler form, it is now possible to reassign an Employee to another Service Center with the Service Center Assignments context menu option.	2018-03-06
 The Calendar bar font size has been reduced in the Team Shift Scheduler and Shift Requirement forms, to offer a better multi-week overview.	2018-03-06
 A new option has been added to the Schedule Event Details form. It is now possible to apply the Facility Note to all Role Events, whether or not these have been assigned to Employees, by checking the Copy to Role Note box.	2018-03-06
 Based on an Employee Setting, each user can select the option to be prompted, during Employee Schedule Publishing, with options to send e-mail, SMS and note.	2018-03-06
 In the Message Distribution Message Recipient form, for a specified a VimBiz Event, the list of Employees will be limited to the list of employee's in the selected VimBiz Event.	2018-03-06
 A Facility can now be set as a new "Virtual" facility instead of being set only at the Facility Type level. The "Virtual" flag was removed at the Facility Type.	2018-03-06
 To simplify the management of the Holidays hours, the flag to ignore the Holidays hours in the Employee Contract was removed. The Holiday hours are now only managed in the settings of the Contract Periods. The Holiday hours to be counted as working hours will be set for each type of Contract Period.	2018-03-06
 The Team Shift Scheduler form has been enhanced with indications of the last scheduled Shift Template(s) and the related Employee.	2018-03-02
 The Outlook Calendar integration has been enhanced to flag Events as "Available" or "Busy", based on the Schedule Event Type's Available attribute.	2018-03-02
 The Outlook Calendar integration has been enhanced to display different details per event, based on the Schedule Event Type Working attribute.	2018-03-02
 The Shift Type Group option was renamed to Shift Template Group. The Shift Template Group now has the option to add Shift Template in addition to the original Shift Template Type. All the Shift Reports were updated to respect the new Grouping option.	2018-02-25
 It is now possible to authorize the timecard days of a single employee, as well as all employees, in the Actual Schedules tab of the Team Scheduler form.	2018-02-01
 In the Resource Scheduler form, the Copy/Paste feature has been enhanced to list all dates that are causing an overlap warning. Schedulers will be able to view this list before deciding whether to proceed with their selected pasting action.	2018-02-01
 A new setting has been added to the Resource Scheduler form, which will allow each user to optionally set a default Start Time on manually-drawn events.	2018-01-24
 The Reassigned Service Center warning in the Team Scheduler and Team Shift Scheduler forms will now display the Service Center name, whether or not the icon warning is displayed.	2018-01-23
 The Employee Schedule form was updated to display the count of days per week and per multiple week period in RED when the number exceeds the set limit in the Employee Contract.	2018-01-20

 Enhancement (59)






	Date
<p> The Publishing action will only update shifts that have been modified since the last Publishing Action for the same Day. VimBiz will not update a day shift unless it has been modified after the last publishing action.</p>	2018-01-20
<p> The Published Schedule reports have been updated to display the date and time of the last published action for each shift. The new Published Shift font colors are:</p> <ul style="list-style-type: none"> * Red : Most recent published shifts in the last 7 days * Dark Red : Published in the last 24 hours, but not the most recent * Black : First published version or re-published prior to the last 7 days 	2018-01-20
<p> A new icon will appear in the Team Scheduler form, under the Published Schedules tab, when an email is sent during the publishing process.</p>	2018-01-20
<p> A new option, Remove Event from Employee, has been added to the Roles tab in the Schedule Event Details. Right-clicking on an assigned Role Event and selecting this option will remove the Employee from the Role Assignment and delete the Event from the Employee's Schedule.</p>	2018-01-17
<p> The Multi-Week Template will now automatically correct the order of Week Templates.</p>	2018-01-17
<p> In the Resource Scheduler form, it is now possible to create Facility Events solely for informational purposes. When Events are set with an "Information Only" status, they will appear with a yellow banner and display the Description in the schedule grid; however, these Events will not create any double-booking warnings.</p>	2018-01-17
<p> A new button, Employee Bank Summary, has been added to the Schedule Request Details, Manage Employee Scheduling Request Details (Absence), Alternative Absence Request Details, and View Schedule Request Details forms. The button is a shortcut to the Employee Bank Summary report for the related Employee.</p>	2018-01-16
<p> The View Role Group Schedule form now includes information on an Employee's Role Rate, as well as shortcuts to various other forms.</p>	2018-01-08
<p> In the Team Shift Scheduler form, the Show Icon Warning settings have been enhanced with two new options: Vacation and Read-Only.</p>	2018-01-05
<p> It is now possible to configure a "Day Off" Shift Template per Service Center, which will automatically be applied to Requests where the Employee is requesting a weekly date range. The "Day Off" Template will be applied to any Weekend Days and Holidays during the requested week.</p>	2018-01-05
<p> Created a new report to summarize the frequency of shifts that were assigned. The new report can be grouped by Employee or Type of shift Templates. The new report "Scheduled Shifts History" was added to view the history of all the assigned Shift Template for each selected employee for any dates.</p>	2017-12-29
<p> The Description field in the Employee Event form has been enhanced with a Publish checkbox, which will allow the note to be published with the Employee's schedule. This Event Description can also optionally be displayed in the Team Scheduler and Employee Schedule forms.</p>	2017-12-28
<p> Facility Events in the Resource Scheduler can now optionally display a list of sub-facility events, as well as any Role Events that have been booked within the sub-facility. This listing is controlled via a Resource Scheduler Form Setting.</p>	2017-12-27
<p> The Resource Scheduler form has been enhanced with a new Lock Time option. When selected, moving an event to another day will respect its original start and end times.</p>	2017-12-27
<p> Project Tasks can now be configured with an Order Number, which will set the sequence in the Resource Scheduler forms. If no order is set, Tasks will be sorted alphabetically.</p>	2017-12-27
<p> The Project tab in the Resource Scheduler form now has a Smart Search option.</p>	2017-12-25
<p> VimBiz has a new warning icon option in the Team Scheduler form that indicates that the shift will extend to the next day (after midnight)</p>	2017-12-23

Scheduling (70)

Enhancement (59)







	Date
 A sorting order was added for Resource Group resources (Facilities, Employees, and Roles). This order will be respected in the Resource Scheduling forms, under the Resource Group tab.	2017-12-23
 A new Service Center Setting will block any scheduling activities on days set with this Service Center.	2017-12-01
 A new Company Setting option #332 was added to display Non-Published schedule events in the Browse Resource Schedules form, on the Team tab. Default Value is False. (Do not show non-published events)	2017-11-24
 In the Schedule Event Details form, it is now possible to publish the Schedule Day of all Facility Role Employees. This option is enabled via a Company Setting.	2017-11-06
 Created new report: "Published Hours by Cost Centers"	2017-09-18
 The Team Scheduler grid has been enhanced to improve the Employee Tooltip feature so that it does not unintentionally appear on the screen.	2017-08-30
 The multi-week Template will now automatically order/re-ordered when removing one week from an existing Template. It will automatically re-order the remaining weeks.	2018-03-07
 The Multi-Week Templates functionality has been added to the Team Shift Scheduler form.	2018-03-07

New Feature (5)

	Date
 New context menu items, "Publish Day" and "Publish Week", have been added to the Team Scheduler, Employee Schedule, Team Shifts Scheduler, and Schedule Event forms. The menu items provide the ability to publish one day.	2018-03-07
 Added a new form, Day Comment and Weekly Comment, to manage all the Employee Comments for a full week. The new form can be open from the Team Schedule and the Employee Scheduler.	2018-03-07
 Added the option to schedule a Facility Event for "Informational Notes" only, which will not block other booking event for the same Facility at the same time. A new "Information" flag was added to the Schedule Status to indicate that the schedule is for information only. Events that are created with a Status with this "Information" flag will block the double bookings warnings.	2018-03-06
 Added a new report to view all the Resource Requests by Dates. The report Name is Resource Requests by Service Center. The report can be filtered by Service Center, Project, Employee, Status.	2018-03-06
 The Booking Type was updated with a new Booking Type Categories.	2018-03-06



Scheduling (70)

Reports (6)

- | | Date |
|---|------------|
|  Created new Shift Template report to view the Shift assignments by Shift Type and Shift Template for any selected period. | 2018-03-06 |
|  Created a new Facility Schedule Event report that will display all the events by its status or multiple status. The new report: Facility Schedule Event by Status can be filtered by Event parameters; Service Center, Resource Groups, Booking Type, Facility, Requested By, Booked By, or Status. | 2018-03-06 |
|  A new Facility Schedule Event by Status report has been created that will display all the events by their status or multiple status. The can be filtered by event parameters; Service Center, Resource Groups, Booking Type, Facility, Requested By, Booked By, or Status. | 2018-03-06 |
|  A new report was created to analyze the Shift Templates Grouping "Shift Template by Group". This new report will allow the viewing of the grouping of Shift Templates by using the Types or directly linked to a Shift Template. | 2018-02-23 |
|  The Report Form "Daily Shift Assignments Planner" TAB: Daily Shift Assignments by Type was updated to only display the Morning Shift or the Evening Shift. Two new Checkbox : AM Only & PM Only was added. | 2017-12-23 |
| In the Daily Shift Assignments Planner report, under the Daily Shift Assignments by Type tab, two checkbox options were added to the form: AM Only and PM Only | |
|  A Company Setting has been created to optionally show the Time Zone Name in various reports | 2017-08-28 |


Discrepancy (2)

Enhancement (2)

- | | Date |
|--|------------|
|  Add a new field, "Resolved Time", has been added to the Production Discrepancy Details forms. | 2018-03-06 |
|  The VimBiz Discrepancy module was enhanced by adding the ability to create Studio Production Discrepancy. This Studio Production processing is similar to the Transmission Discrepancy workflows and processes, however the forms and reports were optimized to log the specific Studio Operation activities and reporting requirements. | 2018-03-02 |















Vimdev (1)

Enhancement (1)




- | | Date |
|---|------------|
|  Location Trees in the following forms now have a Set as Favorite Room option, where each user can configure the tree to always open on a specific Room. The forms are Manage Employees, Manage Assets, Manage Rental Assets, and Rentable Assets. | 2018-01-08 |

Timecards (18)

Enhancement (14)


- | | Date |
|---|------------|
|  An Employee Contract field has been added to the Service Center Details form. This configuration will allow each Service Center to define the Segment Hours for a day. When a Freelancer is reassigned to a Service Center, these configured hours will decide which type of Claim Rule should be selected (ex: Morning, Day, Evening). | 2018-04-26 |
|  In the form Team Scheduler, under the Actual Schedules tab, a new "Delete" context menu was added. This option will only work when the timecard is not submitted. | 2018-03-06 |
|  In the form Authorize Timecard Days, Level 2 (all tabs), new columns were added in the grid, Hourly Rate, Service Center, Regular Hours, Scheduled Hours, Start Time, End Time, Content Number, Project Number, Claims, Submitted By, Authorized By. | 2018-03-06 |
|  The Timecard overtime processing was updated to create a new event for the OT period and the OT claim will now be automatically linked to the overtime event of the day. | 2018-03-01 |
|  Changing the billable flag on a schedule event or published event, will automatically propagate the change to the Timecard event without the need for publishing the schedule. | 2018-03-01 |
|  A Contract column has been added to the Service Center Rate Exceptions, which will allow each Service Center to configure Roles with a specific Contract. When an Employee is assigned to the Service Center, and scheduled with the configured Role, any related Timecard Claims (automatically applied or manually selected) will be based on the related Contract. | 2018-01-23 |
|  A new report, "Timecard Event Notes by Project", has been created to display all the Timecard Event Notes by selected project. | 2018-01-21 |
|  Many columns have been added to the Authorize Timecard Days forms (Level 1 and Level 2), to display information about the Timecards. | 2018-01-17 |
|  The Employee Timecard has been enhanced to filter the list of Claim Codes based on the Claim Rules for the related Employee's Contract. If an Employee manually creates a Timecard Claim, the available claim codes will be limited based on the daily Contract. | 2018-01-08 |
|  The Timecard Weeks Status by Authorizer report now contains a Published Only checkbox. When selected, it will only display timecards for weeks where there is a published schedule. | 2017-12-23 |
|  A new Employee Status flag, when set to TRUE, will block an employee from submitting their time card. | 2017-12-22 |
|  A new Schedule Event Type configuration has been created, which will scan Schedules to detect Events that are not in Timecards. If an event is detected, the Timecard will be blocked until it is reset to match the Schedule. | 2017-12-21 |
|  A new Service Center setting can be configured to lock Temporary Upgrade manual timecard claims so that they are not removed, if the Timecard Day has been reset. | 2017-07-01 |
|  The "Generate Timecard" calendar control has been enhanced for better performance. | 2017-06-28 |

New Feature (3)

- | | Date |
|---|------------|
|  VimBiz will now automatically detect when the employee has been scheduled sufficient OT hours to reach the status of full time employee. For each Part Time Employees, VimBiz will sum the hours worked per month and compare this sum with the total contract's monthly period hours. If the employee has reach the same amount of regular contract hours as an employee working at 100%, the Timecard will turn off the Claim Rules Part Time flag for the employee for the remaining days of the month. The Employee will be considered to be working at 100% capacity and the regular contract rules will be applied for the remaining days of the month. | 2018-03-07 |
|  The new form, Finalized Timecard Days (similar to Finalized Timecard Weeks), has been created. | 2018-03-06 |
|  A new form, Finalized Timecard Days, has been added to the Administer/Timecards module. In the form, under the Not Processed tab, users with advanced permissions can manually process timecard days for any employees whose timecards are not exported to an external payroll system (ie: freelance-type employees). | 2017-06-26 |

 Timecards (18)


 Reports (1)

 A new report, "Timecard Event Notes by Project", has been created to display all the Timecard Event Notes by selected project.

Date
2018-03-06

 Shipping/Receiving (1)

 Enhancement (1)

 A new Shipping Container label report has been created using the top half of the letter-sized page. The report is available on the second tab of the Shipping Report and uses the Shipping Description, Notes and Container Description for the Show, Show Notes and Content.

Date
2018-04-26